

COLLEGE OF CHARLESTON STUDENT SURVEY NUTRITION AND HOUSING NEEDS


LGBTQ ANALYSIS

JUNE 20, 2017




OUTLINE

- I. Objectives
- II. Size and Characteristics
- III. LGBTQ and Food Insecurity
- IV. LGBTQ and Housing Insecurity
- V. LGBTQ and Academic Performance
- VI. LGBTQ and Personal Well-Being
- VII. LGBTQ and Consequences
- VIII. Summary and Recommendations



4/4/2019

2



OBJECTIVES

- Use the survey data to create a profile describing the LGBTQ segment at CofC so programs and services can be developed based on this information
- Assess Food and Housing Security Among LGBTQ students
- Assess Academic performance and Personal Well-Being among LGBTQ students
- Compare and contrast consequences of food and housing insecurity for LGBTQ and heterosexual students




DATA FROM OTHER 4-YEAR UNIVERSITIES (NOT DIRECTLY COMPARABLE STUDIES)



12% Gay or Bisexual



14% LGBTQ Undergraduates
10% Graduates




SIZE OF LGBTQ SEGMENT AT COFC

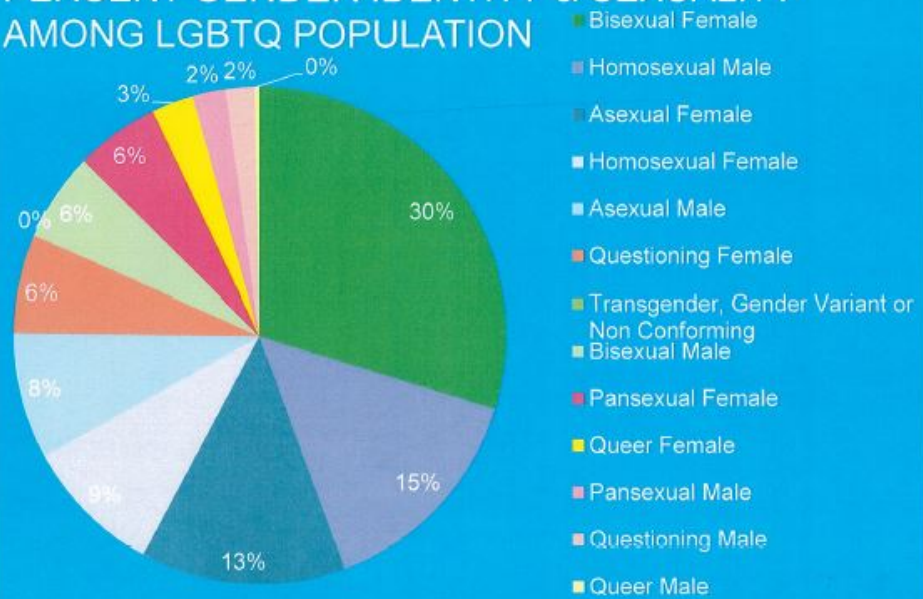
- 18% of Students self-identify as LGBTQ, representing an estimated 2,025 students
- The LGBTQ group is much more likely to be female (63.1% of total) than male (31.1% total)
- 4.4 % self report they are gender variant/non-conforming
- Just over 1% of LGBTQ students self-identify as transgender (5 male and 1 female)


4/4/2019

5



PERCENT GENDER IDENTITY & SEXUALITY AMONG LGBTQ POPULATION



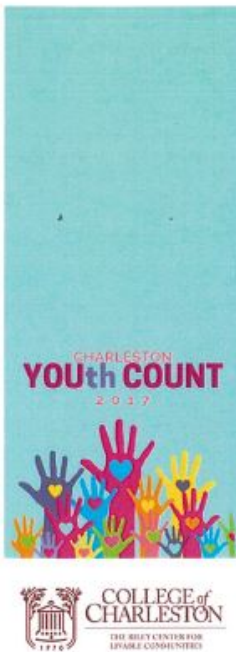


GENDER IDENTITY AND SEXUALITY AMONG LGBTQ POPULATION AT C OF C

- Eighteen percent or an 2025 Students identify as LGBTQ
 - An estimated 567 women identify as bisexual, compared to 101 men
 - An estimated 162 men and 263 identify as asexual
 - An estimated 284 men and 162 women identify as homosexual
 - 122 identify as transgender, gender variant or gender nonconforming.

4/4/2019

7



LGBTQ AND FOOD INSECURITY

- LGBTQ students are more likely to experience food insecurity
 - More likely than heterosexual students to report that they often don't have enough to eat
 - More likely than heterosexual students to report that they have skipped meals because there wasn't enough money for food
 - More likely than heterosexual students to report that they have lost weight due to not having enough money for food

4/4/2019

8